

G CADDY®

GRAVITY CADDY

FULLY AUTOMATED GOLF BALL DISPENSER



NO POWER NO BATTERY NO PEDAL



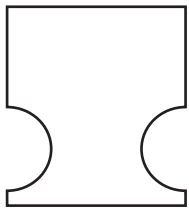
ECO-FRIENDLY



POWERED by PATENTED SEESAW MOVEMENT

ASSEMBLY INSTRUCTION

WHAT'S IN THE BOX



MAIN BODY



TOP LID



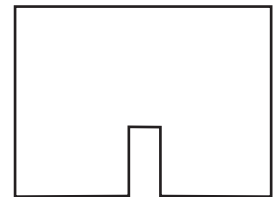
DELIVERY ARM



LINK BOX



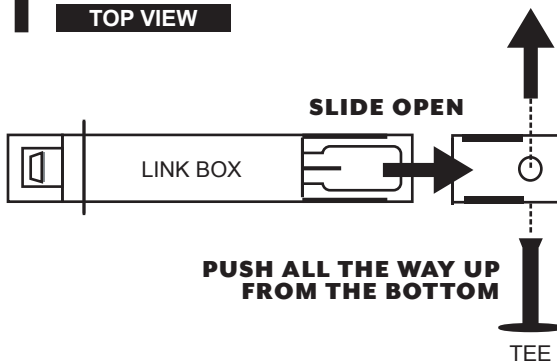
RUBBER TEE x 4 [2 SIZE]



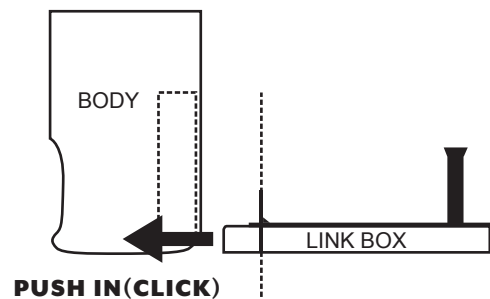
IRON MAT

4-STEP SETUP IS SUPER SIMPLE!

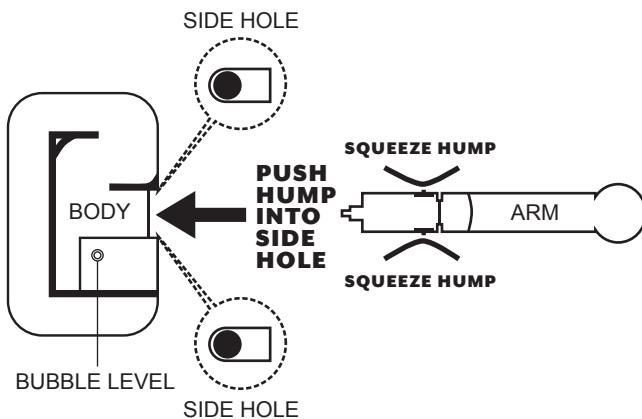
1 TOP VIEW



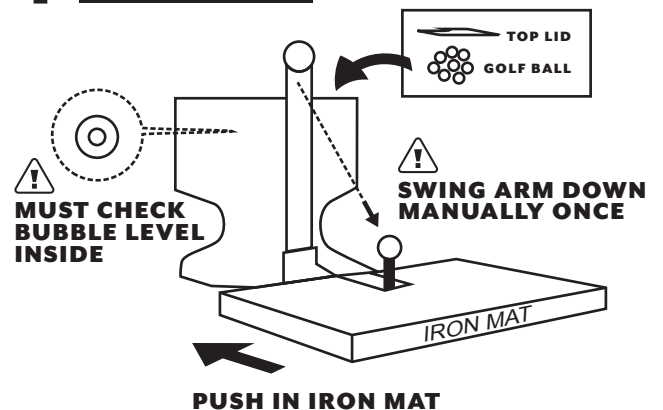
2 SIDE VIEW



3 TOP VIEW



4 DIAGONAL VIEW





GRAVITY CADDY


FULLY AUTOMATED GOLF BALL DISPENSER



NO POWER NO BATTERY NO PEDAL



POWERED by PATENTED SEESAW MOVEMENT



GREENSTICKS
OFFICIAL DISTRIBUTOR | USA
LOS ANGELES, CA

PACKAGE CONTENTS

Main Body Assembly
Link Box Assembly
Delivery Arm
Iron Mat
Rubber Tees 4 pieces

SPECIFICATION

Net Weight – 9.0lbs (4.1 kg)
Size
Main Body – 12.6*8.07*12.99in
Iron Mat – 19.68*11.81*1.26in
Rubber Tee – 2.76 & 3.15in

SETUP

1. Open the tee cover by sliding the cover outward.
2. Insert the rubber tee through the hole ensuring that the base of the tee remains underneath the cover.
3. Put the cover back on by gently sliding it back through the indentation.
4. Locate the indentation on the main body, and slide in the link box until you hear a clicking sound.
5. Position the delivery arm towards the main body.
6. While gently pressing down on both sides of the delivery arm, find small humps on the sides of the arm which should be correctly fitted into the side holes located in the front of the body.
7. When finished, make sure to check bubble level inside the top container and manually swing delivery arm downward once.

OPERATING INSTRUCTION

1. Operating Gravity Caddy is incredibly simple!
2. Fill up your Gravity Caddy with golf balls.
3. As the balls move downward through the passage, the delivery arm will automatically place the first ball that hits the metal latch onto the tee.
4. Everytime you hit a ball or take a ball down from the tee for iron practice, the impact will trigger the next ball to be placed on the tee.

WARRANTY

Gravity Caddy is covered under a one-year warranty from the date of purchase against defects in workmanship and materials. This warranty is void if the product is misused, altered, tampered with or is assembled or used in a manner that is inconsistent with the instructions, and/or specifications, or fails to perform due to normal wear and tear. Greensticks does not warrant the suitability of the product for any particular applications outside its primary function. Greensticks is not liable for special, indirect, incidental, consequential or other damages including, but not limited to, loss, damage, personal injury, or any other expense directly or indirectly arising from the use of Gravity Caddy either separately or in combination with other products.

ALL OTHER WARRANTIES EXPRESSED OR IMPLIED, WHETHER ORAL, WRITTEN OR IN ANY OTHER FORM, INCLUDING BUT NOT LIMITED TO WARRANTIES OF MERCHANTABILITY OR FITNESS FOR A PARTICULAR PURPOSE, ARE EXPRESSLY EXCLUDED.

The sole and exclusive remedy under this warranty is limited, at the option of Greensticks, to replacement of the defective product or an account credit in the amount of the original selling price. All allegedly defective Gravity Caddy products must be returned via pre-paid shipment to Greensticks, together with information describing errors and/or defects identified prior to and/or during the use of Gravity Caddy.